



Nederlandse
Ski Vereniging



BELGIUM
































Lowlands Indoor Ski Championships 2015

Indoor Lowland Championships

Special Slalom - Male

Overall results

Rank	Bib.	Name	Nation	Category	Club	Run 1	Run 2	Time
1	1	POTH Robert		U21	HEM	31.15	32.13	1:03.28
2	12	SCHAAF Djordy		U18	SAR	31.49	32.75	1:04.24
3	20	BASTIAENS Jorn		SEN	CAS	32.51	32.92	1:05.43
4	15	OSCH Matthieu		U18		32.41	33.52	1:05.93
5	11	GUNT LISBERGEN Youri		U21	SAR	32.66	33.29	1:05.95
6	19	VAN KEULEN Jurian		U18	SRH	33.20	33.60	1:06.80
7	3	VINK Daan		U18	SPR	32.64	34.35	1:06.99
8	18	EMBREGTS Ferry		U18	SPR	33.10	33.90	1:07.00
9	10	BORSBOOM Olaf		U21	SAR	32.79	34.22	1:07.01
10	13	SCHILDERMANS Steve		U21	SNV	31.90	35.15	1:07.05
11	4	LEFEVRE Basile		U16	PRO	32.74	34.90	1:07.64
12	5	TREBILCOCK Robert		SEN	HEM	33.42	34.64	1:08.06
13	8	TINLAND Leonardo		U21	BSKI	33.06	35.07	1:08.13
14	7	VAN DAELE Lennart		U16	SNV	33.27	35.29	1:08.56
15	22	MOEHRING Roy		U18	SPR	33.66	34.92	1:08.58
16	16	GRANDJEAN Eliot		U16	PRO	34.15	34.61	1:08.76
17	41	SMAK Martijn		U16	SMN	33.16	36.09	1:09.25
18	33	MOL Sergey		U16	SPR	33.42	36.11	1:09.53
18	6	VERCAMMEN Xander		U18	ASP	30.63	38.90	1:09.53
20	31	SCHIPPERS Rik		U16	SRH	33.41	36.64	1:10.05
21	85	VANDEVELDE Theo		U18	CAS	35.51	34.57	1:10.08
22	25	BOCK Christophe		U18		34.46	35.87	1:10.33
23	36	LINSE CODINA Aleix		U16	SAR	34.38	36.14	1:10.52
24	35	HORTENSIUS Tom		U16	SRH	34.37	36.90	1:11.27
25	24	EVANS Emile		U21	CAR	34.25	37.26	1:11.51
26	37	DE DECKER Yoeri		U16	CAS	34.61	36.93	1:11.54
27	84	DECOCK Timothy		SEN	AST	36.09	35.96	1:12.05
28	32	VAN CEULEBROECK Dries		U16	SNV	35.73	36.93	1:12.66
29	87	LEE Dexter		U16	HEM	36.00	37.07	1:13.07
30	28	DEN BODE Luka		U16	SPR	35.58	37.85	1:13.43
31	45	KROL Peter		U16	SMN	35.95	37.51	1:13.46
32	38	HONDERS Tim		U16	WOL	35.87	37.62	1:13.49
33	49	DELAUDE Allan		U18	CAS	36.04	37.64	1:13.68
34	21	VAN DEN EYNDE Sam		U21	ZON	34.75	39.22	1:13.97
35	86	HIPP Luca		U18		36.32	38.23	1:14.55

Rank	Bib.	Name	Nation	Category	Club	Run 1	Run 2	Time
36	44	LEEK David		U16	SRH	39.28	36.35	1:15.63
37	108	LUKE Charlie		U16		37.55	39.05	1:16.60
38	43	VANDELDELDE Franklin		U14	CAS	37.39	39.25	1:16.64
39	39	LANGEVELD Sven		U16	OSR	39.43	37.89	1:17.32
40	83	DELIEVER Thibaut		U14	ICE	38.39	39.91	1:18.30
41	61	WERCKX Jarne		U14	SNV	39.41	39.15	1:18.56
42	70	RAPPAGLIOSI Alessio		U14	BSKI	39.46	39.33	1:18.79
43	54	DIJKSMAN Christopher		U14	SRD	38.60	40.24	1:18.84
44	58	WYFFELS Robin		U14	ASP	38.37	40.51	1:18.88
45	92	LINDFORS Nicolaj		U14		38.63	40.30	1:18.93
46	57	CASE Toby		U14	ASR	38.57	40.72	1:19.29
47	105	MARSHALL Jonathan		U14	EVO	39.06	40.49	1:19.55
48	64	HOOGENDOORN Boris		U14	HOO	38.61	41.26	1:19.87
49	103	LODER Edward		U18	HEM	39.30	40.74	1:20.04
50	68	CLOOSTERMANS Gianni		U16	AST	38.85	41.26	1:20.11
51	88	BAUWENS Nicolas		U18	sst	39.49	40.68	1:20.17
52	60	VONK Daniel		U14	SMN	37.32	43.56	1:20.88
53	93	HEGINBOTHAM Matthew		U16		39.41	42.23	1:21.64
54	53	MCDONALD-PROCTOR Richard		U18	HEM	40.20	42.67	1:22.87
55	80	LOUWERS Brent		U14	SMN	39.30	43.59	1:22.89
56	98	VANDOMME Maximiliaan		MAS	SNV	40.06	43.28	1:23.34
57	62	CANNAERTS Arthur		U14	ZON	41.08	42.37	1:23.45
58	66	JEURISSEN Jurre		U14	DES	41.16	42.41	1:23.57
59	99	CUNNINGHAM Jack		U14	EVO	38.73	45.54	1:24.27
60	74	LINDFORS William		U18		41.14	43.36	1:24.50
61	91	BENNETT Elliott		U14	LIO	41.32	43.27	1:24.59
62	77	BAETEN Viktor		U14	SNV	43.14	42.49	1:25.63
63	71	CLAES Justin		U16	ZON	42.06	43.80	1:25.86
64	59	THORNTON Luke		U18	LIO	41.88	44.53	1:26.41
65	97	WILLIAMS-GRAVENER David		U16	FLK	41.43	45.12	1:26.55
66	40	LEGRAND Jordy		U18	ZON	35.72	51.90	1:27.62
67	67	RASKIN Antoine		U14	PRO	43.82	44.02	1:27.84
68	112	RAMPTON Thomas		U14		42.80	46.19	1:28.99
69	76	SCHILTZ Alex		U14		45.01	45.83	1:30.84
70	96	DAVIES Alex		U14	CAR	43.89	47.06	1:30.95
71	104	ALDRED Samuel		U14	SMK	40.48	51.00	1:31.48
72	63	MESSENS Tom		U16	PRO	42.23	49.53	1:31.76
73	27	DE LAET Jeffrey		U18	BST	35.63	56.78	1:32.41
74	55	HJORT Andrew		MAS	LIO	45.34	47.26	1:32.60
75	94	LAMMENS Steven		MAS	SST	45.61	49.76	1:35.37
76	90	DUNNE Mikey		U14	MSR	48.28	47.28	1:35.56
77	95	DAVEY Nathan		U16	LIO	45.30	50.70	1:36.00
78	115	ROBERTS Thomas		U16		48.87	50.97	1:39.84
79	102	MCDONALD-PROCTOR William		U14	HEM	51.53	52.18	1:43.71
80	101	FESSEY Chiaran		U14		49.54	54.52	1:44.06
81	100	BACHNER Nico		U14		1:02.21	58.10	2:00.31









Not classified

Rank	Bib.	Name	Nation	Category	Club	Run 1	Run 2	Time
------	------	------	--------	----------	------	-------	-------	------

Did Not Start - Run 1 (9)

2		GARDET Benjamin		SEN	VAL			
14		ROSSUM Max van		U18	SPR			
30		TILLEMANS Hendrik		U16	SNV			
46		VOLMER Roan		U16	STD			
50		MAX CASTERMANS Malade		U18				
82		ANNYS Jasper		U16	2BE			
89		SIMON Arthur		U14	PRO			
111		MILLS Felix		U14				
113		LUNN Jake		U16				

Did Not Finish - Run 1 (11)

9		BOECKSTENS Sebastian		U21	AST			
23		KEMPENAERS Kristof		SEN	SNSP			
48		BOUMANS Santi		U16	SNV			
51		VAN WINDEN Niels		U14	STD			
52		DE JONGE Ties		U14	SMN			
72		CALDWELL Patrick		U16	HEM			
75		HUPPACH Josef		U14	PND			
78		WHITE Alex		U21	HEM			
79		DE KEIJZER Victor		U14	SMN			
81		CHERPION Maxence		U16	PRO			
106		RABEY Judson		U16	HEM			

Disqualified - Run 1 (2)

17		ALLDRIDGE James		SEN	SMK			Gate 1
56		DOUZE Jilles		U14	SMN			Gate 23

Did Not Finish - Run 2 (11)

26		VRIJ Julian		U16	SAR	33.46		
29		VAN STAA Stan		U16	SRD	35.68		
34		SCHOBBER Andy		U18	WOL	36.87		
47		SCHYNS Guillaume		U16	SOL	37.50		
65		ARIENS Jasper		U14	SRD	39.78		
69		CLAUS Gianluca		U21		38.54		
73		O'BRIEN Seamus		U14	SZR	39.06		
107		HUISMAN MURO Kaylan		U14		42.15		
109		NAYLOR Malcolm		MAS	MSR	52.11		
114		CLARK Thai		U16	DHO	49.79		
116		POLLITT Oliver		U14	AMB AMB	38.58		

Disqualified - Run 2 (2)

42		RASCAGNERES Thomas		U16	MSR	34.90		Gate 26
110		GROGAN Max		U16	K	42.00		Gate 5